

Cheyenne County, Kansas
Community Health Needs Assessment Survey (CHNA)
Executive Summary

Conducted March 24 – April 15, 2014

Published Report November 17, 2014

By Cheyenne County Health Care Improvement Task Force

The Cheyenne County Health Care Improvement Task Force conducted a community health survey of Cheyenne County residents from March 24 through April 15, 2014 as part of the United Methodist Health Ministries Fund's *Kansas Rural Health Systems Improvement Pilot Project*.¹ The project was funded by the United Methodist Health Ministry Fund, the Sunflower Foundation, the Kansas Health Foundation, and the BlueCross BlueShield of Kansas Foundation.

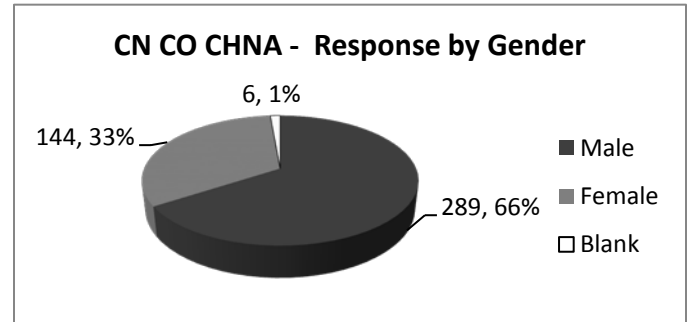
The methodology used for the survey is as follows:

1. Survey was created by HMS Associates, Getzville, NY based on the Centers for Disease Control and Preventions' *Behavioral Risk Factors Surveillance System*.² The strength of the survey lied in the fact that it included, based on recommendations from the Cheyenne County Task Force, many of the same questions that had been asked during the June 2011 Cheyenne County Health Assessment in order to serve as a means for comparative analytics.
2. The results of the survey will be shared with Cheyenne County residents during a scheduled December 2014 Healthcare Town Hall meeting and a summary of the findings will also be published on Cheyenne County Hospital's website.
3. The survey was designed to be a comprehensive survey targeting all persons ages 18 and older (this demographic included 79% of county – 2,147 persons) of Cheyenne County (broad community input) regardless of health disparity or economic status. Qualifying questions were included to determine if respondents were unemployed or lacked health care.
4. The survey was **heavily and broadly distributed** through multiple channels to reach all possible residents of Cheyenne County.
 - a. A Spanish version of the survey was created and distributed at the Food Pantry, Thrift Store (both St. Francis and Bird City), and employers with Spanish-speaking employees.
 - b. Lower-income residents were targeted by including distribution at the Thrift Store, Food Pantry, local churches and at the community health fair with which offered reduced costs for services.
 - c. Older resident's participation was sought at the senior centers in both St. Francis and Bird City by providing an overview of the survey process and importance of participation.
 - d. Younger demographics were targeted by use of social media (Facebook) and several large Cheyenne County groups on Facebook.
 - e. Paper copies of the survey were included in billing statements with the Equity Coop to reach farmers and ranchers.
 - f. Paper copies or emails with links to the survey were sent by major employers in the county to their employees: Hospital, Good Samaritan Village, Home Health, County, City, Schools (both USD 297 and 103), Bird City Dairy.
 - g. Paper copies were left in various drop box locations in St. Francis and Bird City: Bird City health center, both Clinics, hospital, thrift store (both St. Francis and Bird City), Bird City post office, both senior centers
 - h. Emails were sent to civic organization members (Churches, Eastern Star, 4-H, Community Builders of Cheyenne County)

- i. Paid advertisements were run in both the St. Francis Herald and Bird City Times for three weeks: March 20, 27, and April 3
 - j. A press release was issued and published in the St. Francis Herald and Bird City Times the week of March 20.
5. The survey had an unprecedented participation rate:
- a. 439 responses were received
 - i. **20.4% response rate** of persons 18 or older in the community

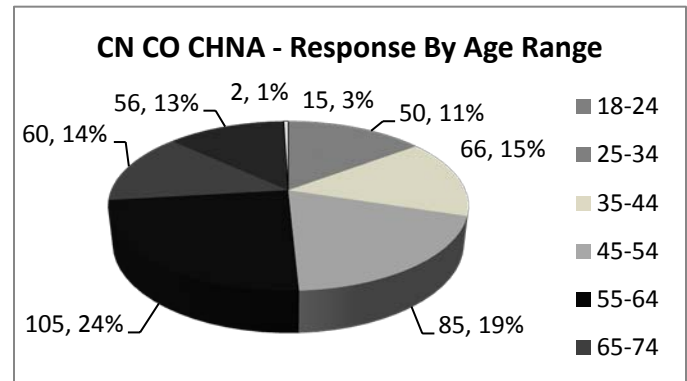
ii. Gender:

- 1. 289 women
- 2. 144 male
- 3. 6 blank



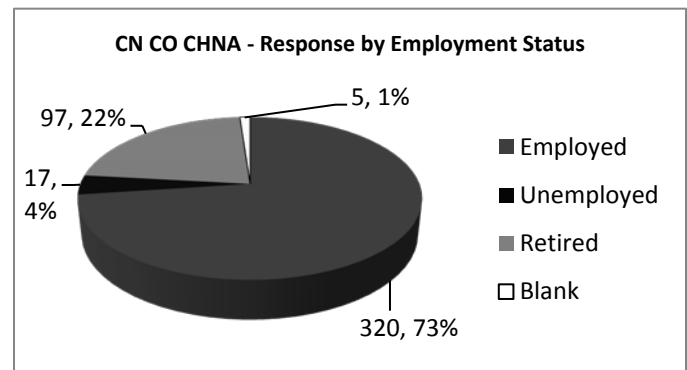
iii. Age Range:

- 1. 15 – 18-24: 3%
- 2. 50 – 25-34: 11%
- 3. 66 – 35-44: 15%
- 4. 85 – 45-54: 19%
- 5. 105 – 55-64: 24%
- 6. 60 – 65 – 74: 14%
- 7. 56 - 75 or older: 13%
- 8. 2 – blank



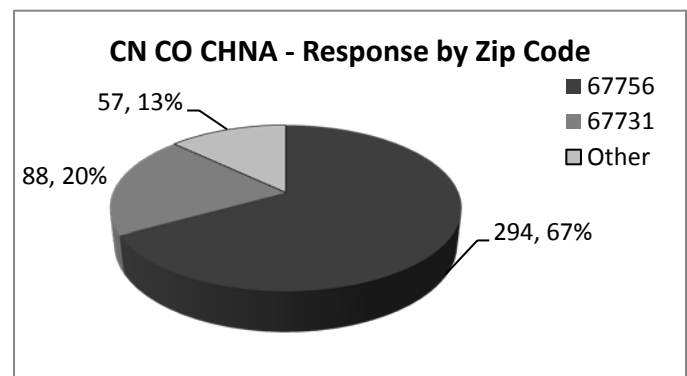
iv. Employment Status:

- 1. 17 unemployed
- 2. 97 retired
- 3. 5 blank
- 4. 320 employed



v. Zip Code:

- 1. 294 - 67756 (St. Francis)
- 2. 88 – 67731 (Bird City)
- 3. 57 – Other (McDonald, Atwood, Goodland, Wray, CO, etc.)



6. The survey data was utilized by the Cheyenne County Health Care Improvement Task Force to evaluate community priorities and determine ways to improve health care while reducing disparities.
7. The task force was comprised of major stakeholders throughout the county:
 - a. Hospital: Brenda Hays, Director of Nursing; Jennifer Padgett, Emergency Preparedness Coordinator; Scott Jenkins, Administrator / CEO
 - b. Good Samaritan Village: Jeffrey Paulsen, Administrator
 - c. Cheyenne County Clinic: Dr. Mary Beth Miller, M.D. and Chief of Staff; Dr. Megan Brown, M.D.
 - d. Home Health: Celeste Hays, Director
 - e. County Health Department: Mila Bandel
 - f. EMS: Reid Raile, Director
 - g. Tristate Emergency Response: Ryan Murray, Director
 - h. County Commissioner: Dale Patton
 - i. Century II Foundation / Bird City: Cathy Domsch
 - j. General Community Member: Kary Jo Meyer
 - k. Project Coordinator: Carol Sloper, hospital

About Cheyenne County's population:

According to current census data³, Cheyenne County has an older population with age distribution being: 5% under 5 years old, 21% under 18 years old, 48% between 18 and 65 years old, and 26% over 65 years old. Nearly 10% of the population lives below the poverty level.

The primary health disparities for Cheyenne County tend to be less based on ethnicity and more based on economic and age factors. According to Kansas Health Matters⁴ data, the following factors definitely impact our community: 1) *Children living below the poverty line* - While the general poverty level in Cheyenne County is lower than the state's average, the county did receive a yellow indicator when it comes to young children living below poverty level with 29.5% (>34.4% red, <=26.2 green). This is a rising trend in our county as it reached an all-time high in the 2008-2012 reporting period. 2) *Increasing Medicaid Enrollment for Adults* - Medicaid Enrollment Rate per 1,000 Population, 20-64 age group: 210.8 in 2011 up from 192.5 in 2010 (KS average is 257.9 per 1,000). 3) *Increasing Medicaid Enrollment for Children* - average Medicaid Enrollment Rate for Children per 1,000 population ages 0 to 19 is 77.0 per 1,000; Cheyenne Co was 137.8 per 1000 in 2011 which is up from 113.2 in 2010.

Cheyenne County meets the federal criteria of a frontier area with a population of 2,718 dispersed across 1,021 square miles (population density of 2.70). According to USA.com, Cheyenne is in the bottom ten Kansas counties with regards to population density.

2014 CHNA Data:

Intent: A fundamental underpinning of the pilot project, participated in by Cheyenne County Hospital, included the requirement that community and healthcare leadership conduct a broad assessment of local health related needs prior to initiating health care service development of infrastructure change in their community. This requirement was to provide a foundation to further target, refine, and develop implementation plans to serve the stated pilot objectives of stabilizing and improving access, quality, cost and local health care economic conditions. Technical aspects of the assessment were reviewed by the Task Force at webinars conducted on July 14 and July 16, 2014.

A full report of the CHNA for Cheyenne County, Kansas entitled, *Kansas Rural Health Systems Improvement Pilot Project, Data Analysis and Priority Considerations* published by Gregory Bonk of HMS Associates, Getzville, NY as contracted by the United Methodist Health Ministries Fund¹ for the pilot project, can be found on the Cheyenne County Hospital website⁵ in companion to this executive summary.

Highlights:

- Survey results stratifying **Health Issues** in Cheyenne County show: 1. Aging (34%), 2. Obesity (31%), 3. Mental Health (16%), 4. Cancer (8%), and 5. Heart Disease (6%).
- Survey results of the ranking of **System of Care Issues** show: 1. Assisted Living (28%), 2. Cost of care (20%), 3. Staffing (20%), 4. Care is far away (10%), 5. Keeping the hospital (10%). Comment: “Cheyenne County was unusual to the extent that it prioritized the need for an assisted living facility as its top issue.”
- Of the 192 comments received, the top three community concerns were: 1. Cost/Reimbursement (43 comments), 1. Assisted Living (37), and 3. Aging Services (36).
- Of the 22 categories of priorities, the top 5 comprising 52% of the total were: Access to Health Care / Transportation, Mental Health, Cost/Financial Base, Prevention, and Community Services. Comment: “That Mental Health scored second highest is unusually high in comparison to its ranking in surveys of other frontier counties.”
- 50% of all respondents are employed in either healthcare or education sectors (Appendix 6, page 7/26).
- 88% of respondents report having health insurance coverage. 12% are uninsured (Appendix 6, page 11/26).
- 10.14% of respondents report having needed to see a doctor in the past year but were unable to do so because of cost (Appendix 6, page 14/26).
- 27.23% of respondents report having been bothered in the past year by emotional issues such as feeling anxious, depressed, or irritable (Appendix 6, page 18/26).
- 53.73% of respondents consider their body to be overweight or obese (Appendix 6, page 18/26).
- 12.06% of respondents report receiving treatment from a doctor or other health professional for any type of mental health condition or emotional problem (Appendix 6, page 18/26).
- 73.82% of respondents feel Assisted Living should be available within 30 minutes of their home (Appendix 6, page 25/26).
- 54.71% of respondents feel Mental Health Services should be available within 30 minutes of their home. (Appendix 6, page 25/26).
- See attached survey and appendix for complete results.

REFERENCES

1. United Methodist Health Ministry Fund, <http://www.healthfund.org/news/20131016rural.php>
2. Center for Disease Control and Prevention’s Behavioral Risk Factor Surveillance System: <http://www.cdc.gov/brfss/>
3. United States Census Bureau, *Income, Poverty and Health Insurance Coverage in the United States: 2013*: <http://www.census.gov/newsroom/press-releases/2014/cb14-169.html>
Cheyenne County, KS State & County QuickFacts: <http://quickfacts.census.gov/qfd/states/20/20023.html>
4. Kansas Health Matters, <http://www.kansashealthmatters.org/index.php>
<http://www.kansashealthmatters.org/modules.php?op=modload&name=Article&file=articles&artid=30005>
5. Cheyenne County Hospital Website: www.cheyennecountyhospital.com